



---

## **Texas HD 130 GOP voter survey**

**December 15-17, 2007**

---

## Texas HD 130 GOP voter survey

- Sample of 300 respondents taken from a population of likely GOP primary voters
- Interviews conducted December 15-17, 2007
- Typical interview was about 10 minutes
- Sampling error of  $\pm 5.7\%$  for 300 cases

## Key research questions

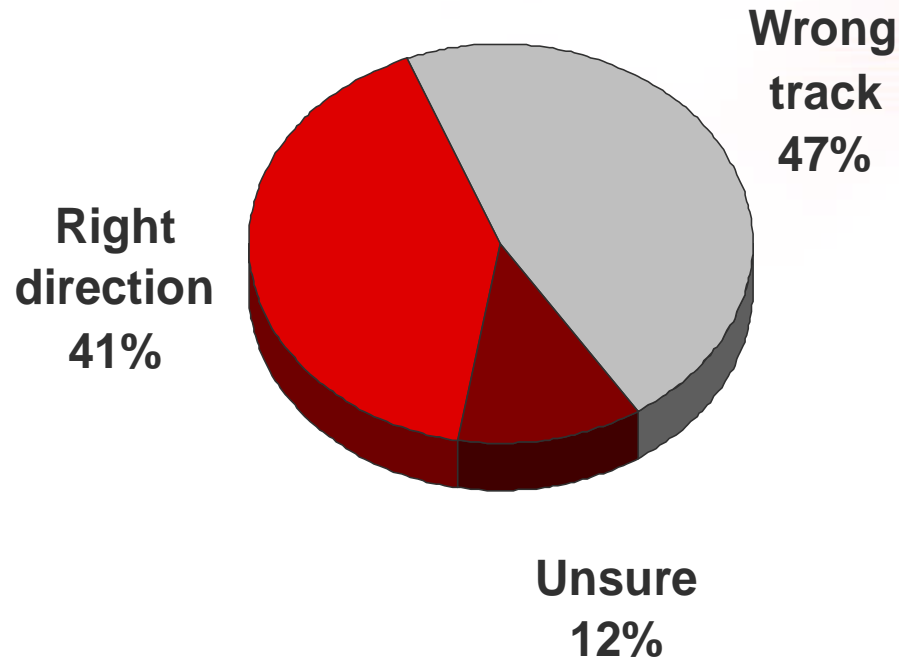
- Among likely TX HD 130 GOP primary voters...
  - How satisfied are they with the legislature in Austin?
  - What are perceptions of State Rep. Corbin Van Arsdale?
  - To what extent do they support Van Arsdale's reelection, versus express a desire for an alternative?
  - What are perceptions of their property tax burden, and how confident are they of receiving promised property tax relief?
  - Do they share Rep. Van Arsdale's positions on issues such as constitutional spending caps and the business "margins" tax?

# State of the State

- HD 130 GOP primary voters are dissatisfied with the status quo

## Right direction vs. wrong track

*Do you feel things in your part of Texas are generally going in the right direction today, or do you feel things have pretty seriously gotten off on the wrong track?*

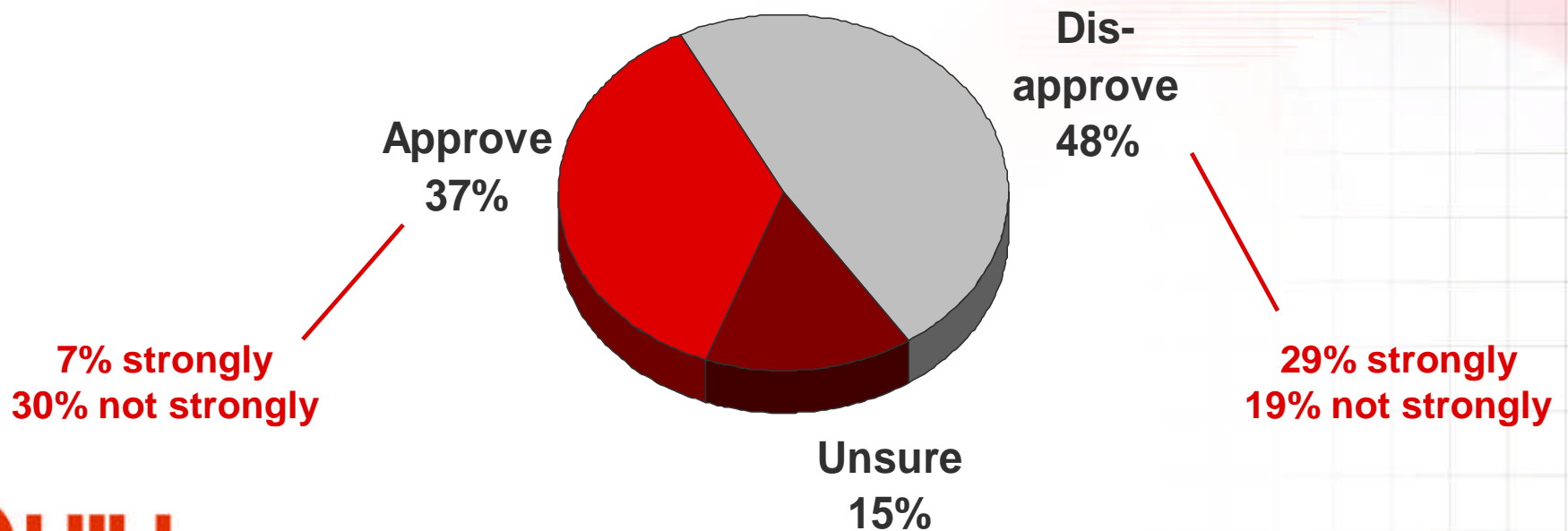


# Evaluating the Legislature

- This dissatisfaction extends to evaluations of Austin
  - Disapproval is significantly more intense

## Legislative job approval

*Do you approve or disapprove of how the Texas state legislature in Austin is handling its job these days? (And do you feel strongly about that?)*



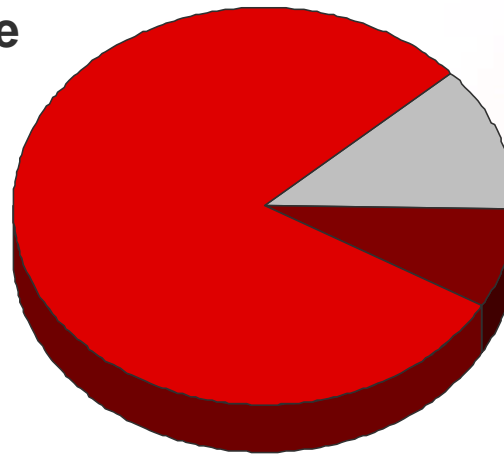
# Dan Patrick

*favorability*

- HD 130 GOP primary voters enthusiastically approve of Dan Patrick in his role as District 7 State Senator

**Dan Patrick favorability**  
*Impression of State Senator Dan Patrick*

**Favorable**  
**80%**



**Unfav-  
orable**  
**12%**

**Unsure**  
**8%**

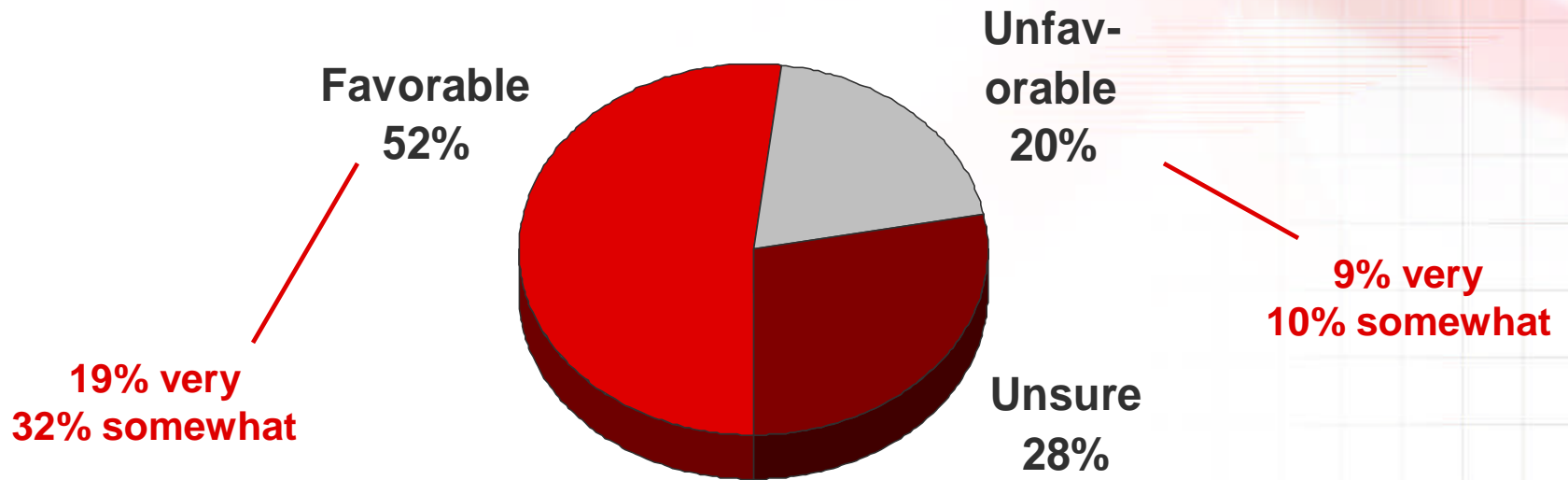
**An astonishing 55% majority  
have a “very” favorable  
opinion of Patrick**

# Corbin Van Arsdale

*favorability*

- HD 130 State Representative Corbin Van Arsdale enjoys (soft) majority approval

**Corbin Van Arsdale favorability**  
*Impression of State Representative Corbin Van Arsdale*



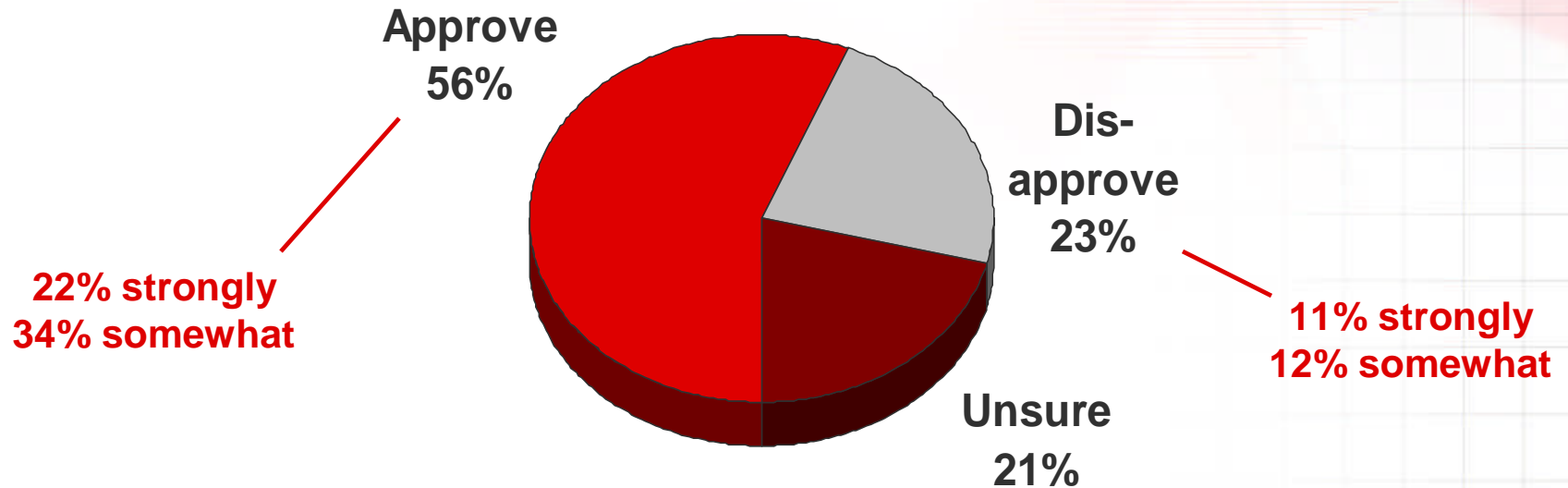
# Corbin Van Arsdale

*job approval*

- Initially, HD 130 GOP primary voters offer (soft) majority approval of Van Arsdale's job performance

## Corbin Van Arsdale job approval

*Generally speaking, do you approve or disapprove of the job Corbin Van Arsdale is doing as your state representative? (And do you feel strongly about that?)*

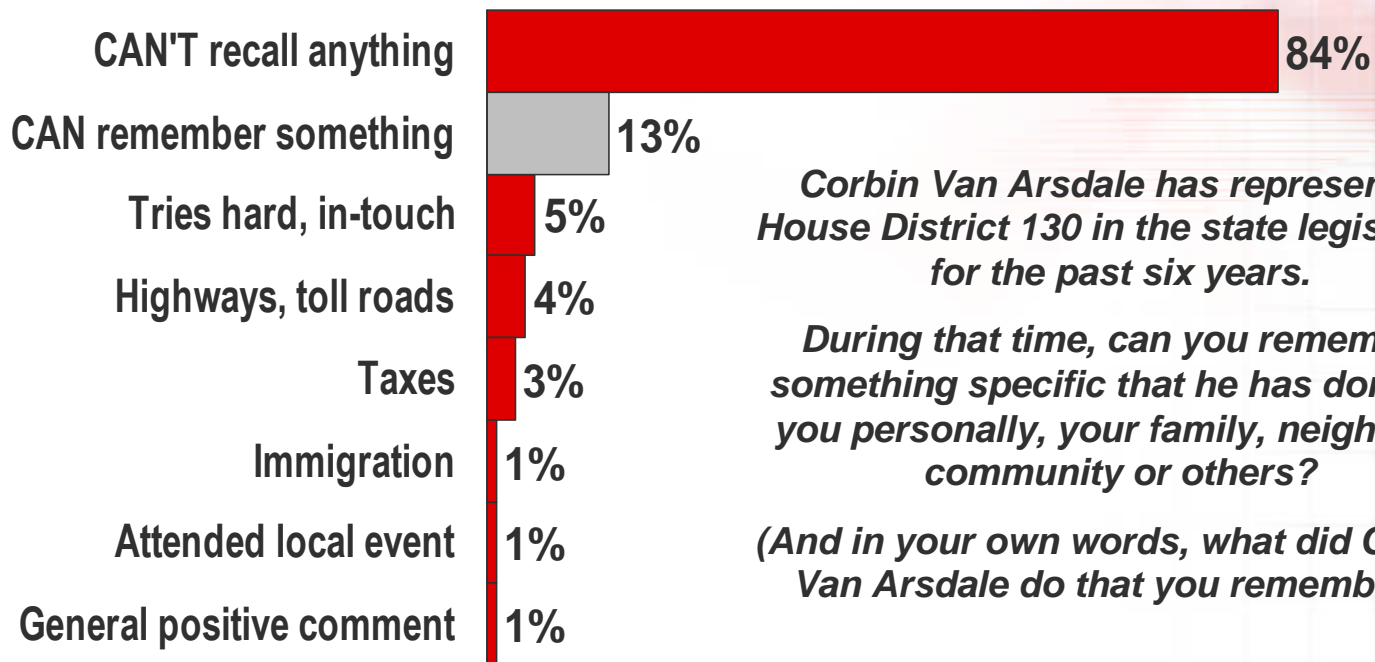


# Open-ended accomplishment recall

*van arsdale*

- 8 in 10 HD 130 GOP primary voters can't identify a single thing Corbin Van Arsdale has accomplished

## Open-ended accomplishment recall



*Corbin Van Arsdale has represented House District 130 in the state legislature for the past six years.*

*During that time, can you remember something specific that he has done for you personally, your family, neighbors, community or others?*

*(And in your own words, what did Corbin Van Arsdale do that you remember?)*

*Note: Some respondents offered multiple answers, all recorded and reflected in data; 3% "unsure"*

# Corbin Van Arsdale

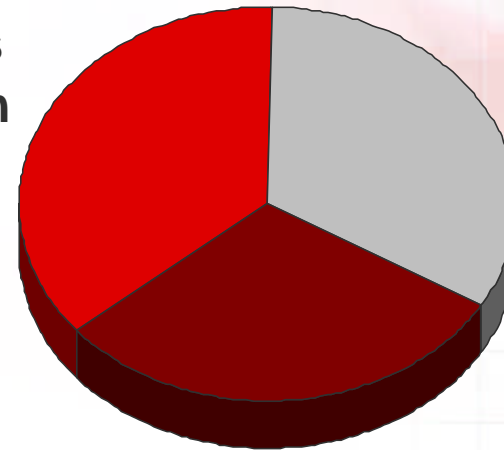
*deserves reelect*

- Initial voter sentiment that Van Arsdale deserves reelection is within the margin of error

## Corbin Van Arsdale deserves reelect

*All things considered,  
Do you think that Corbin Van Arsdale  
has performed his job well enough to  
deserve reelection as your state  
representative, OR  
Do you think it's time to give a new  
person the chance to do better?*

**Deserves  
reelection  
36%**



**Give new  
person a  
chance  
33%**

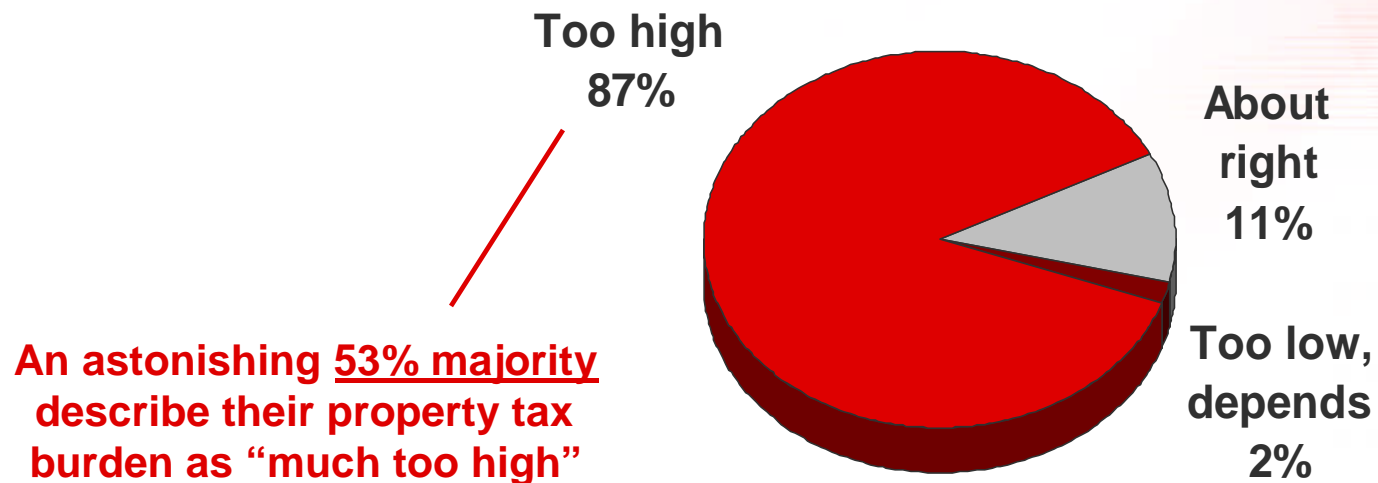
**Unsure,  
depends  
on  
opponent  
30%**

*Note: percentages may not add  
up to 100% due to rounding*

# Property tax burden

- Red-hot frustration with residential property taxes continues unabated

## Description of overall property tax burden on homes in Texas these days



# Budget & spending caps

*point of view closest to your own*

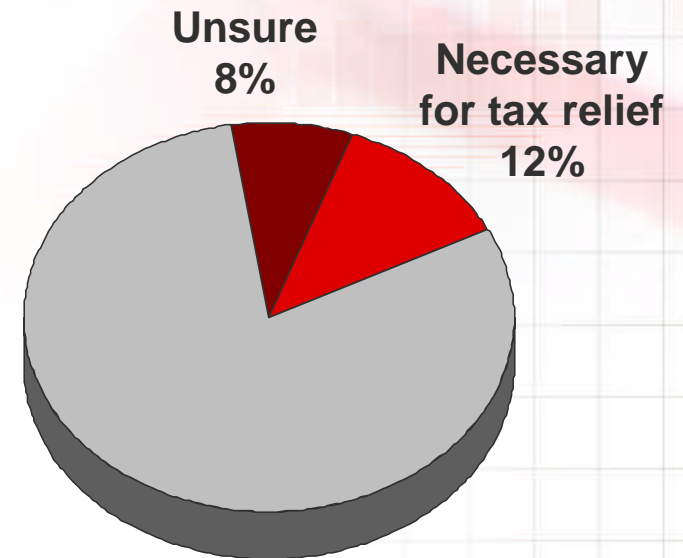
- On the budget and spending caps, HD 130 GOP primary voters disagree vehemently with the stance taken by Corbin Van Arsdale

*Last year the legislature, including Corbin Van Arsdale, voted to break constitutional spending caps that were approved by voters to limit the size and growth of government.*

**SOME PEOPLE SAY** *this was necessary to fund vital state programs and reach a political deal to provide property tax relief for homeowners;*

**OTHER PEOPLE SAY** *legislators should have honored the constitutional limits and provided property tax relief by simply spending less money.*

*Which point of view come closest to your own?  
(And do you feel strongly about that?)*



**63%**  
"strongly"

**Honor caps,  
spend less  
80%**

# Business “margins” tax

*point of view closest to your own*

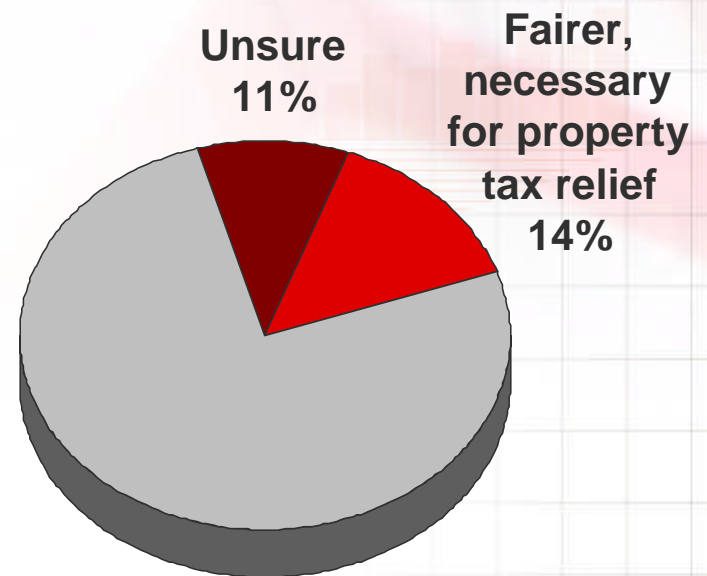
- On the business “margins” tax, HD 130 GOP primary voters again disagree vehemently with the stance taken by Corbin Van Arsdale

*Last year the legislature, including Corbin Van Arsdale, created a new business tax that is owed whether or not a company makes or loses money.*

**SOME PEOPLE SAY** *this new tax is fairer than the old system, and was necessary to generate enough revenue to give homeowners property tax relief;*

**OTHER PEOPLE SAY** *that businesses just end up passing along taxes to consumers, and property taxes could be cut if politicians simply exercised fiscal discipline.*

*Which point of view come closest to your own?  
(And do you feel strongly about that?)*



**63%**  
“strongly”

**Cut taxes via  
fiscal discipline  
75%**

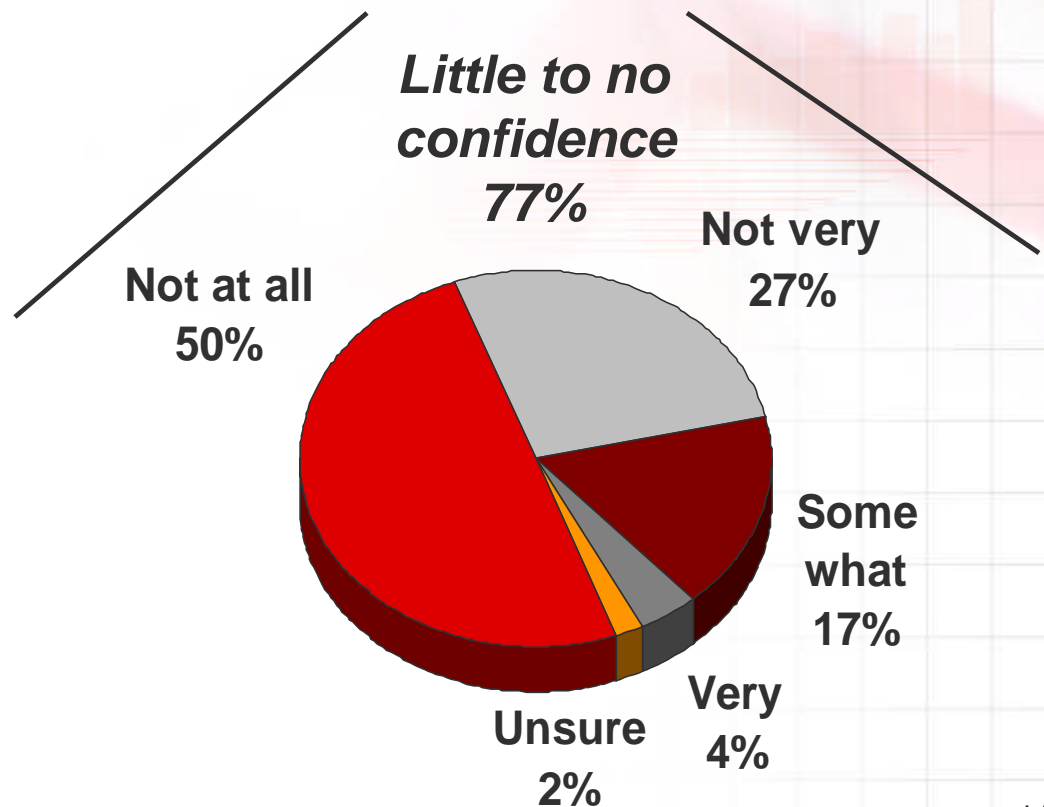
# Lack of confidence in property tax relief

- 3 in 4 HD 130 GOP primary voters have little to no confidence that Corbin Van Arsdale or others in Austin will actually deliver their promised property tax relief

## How confident?

*When they passed this new business tax, Corbin Van Arsdale, the legislature and the Governor promised meaningful property tax relief for homeowners in return.*

*How confident are you that significant property tax relief will appear on your future tax bills?*



# Corbin Van Arsdale

*second ballot deserves reelect*

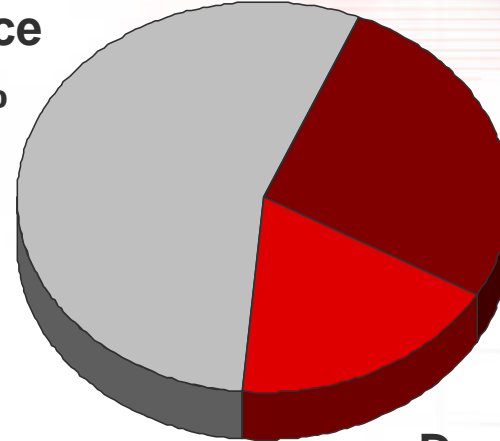
- On second ballot, HD 130 GOP primary voters overwhelmingly oppose Corbin Van Arsdale being reelected

## Second ballot Corbin Van Arsdale deserves reelect

*Sometimes during surveys such as this people change their minds based on new information, so I'm going to ask you again...*

*Do you think that Corbin Van Arsdale has performed his job well enough to deserve reelection as your state representative, OR  
Do you think it's time to give  
a new person the chance to do better?*

Give new  
person a  
chance  
55%



Unsure,  
depends  
on  
opponent  
27%

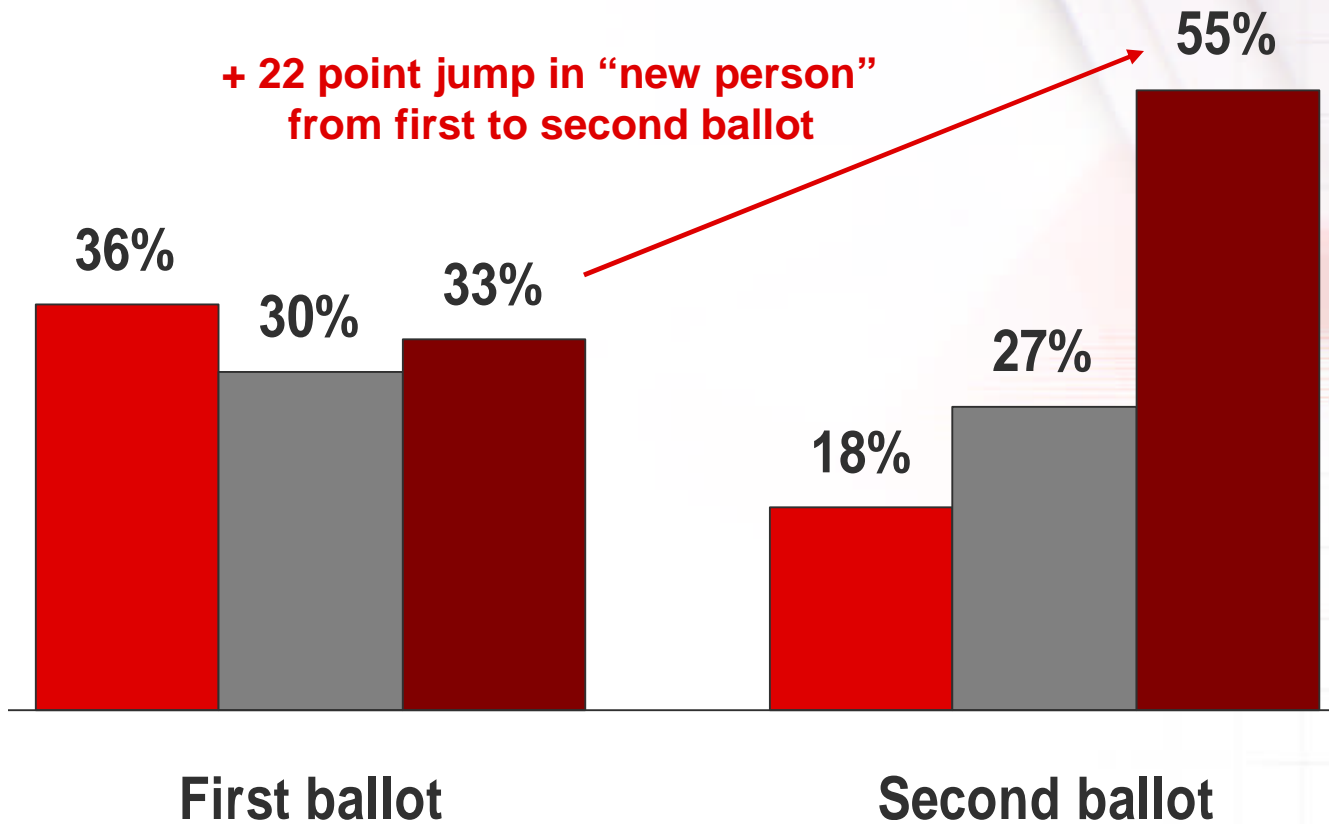
Deserves  
reelection  
18%

# Corbin Van Arsdale “deserves reelect”

*first vs. second ballot*

■ Deserves    ■ Depends on opponent    ■ New person

+ 22 point jump in “new person”  
from first to second ballot



Note:  
percentages  
may not add up  
to 100% due to  
rounding

- 18 point plunge in “deserves reelect”  
from first to second ballot

# Key research findings

*part 1 of 2*

- Among likely TX HD 130 GOP primary voters...
  - Van Arsdale's favorability is soft, with any of his supposed legislative accomplishments largely unknown
  - Voters consider property taxes to remain a crushing burden, and have little confidence in the current political class, including Van Arsdale, to deliver meaningful relief
  - On both constitutional spending caps and the business "margins" tax, voters disagree vehemently with the stances taken during the last legislative session by Van Arsdale

# Key research findings

*part 2 of 2*

- Among likely TX HD 130 GOP primary voters...
  - Both initially and especially once better “informed,” voters express a significant desire for an alternative to Van Arsdale as their state representative
  - Van Arsdale is seriously vulnerable to a reelection challenge from a candidate voters believe will not just promise fiscal conservatism on the campaign trail, but actually delivers it once in Austin



# Texas HD 130 voter opinion survey

## Hill Research Consultants

*Information for leadership since 1988*

1095 Evergreen Circle, Suite 200  
The Woodlands, Texas 77380  
Telephone 281-363-3840

Final; TXAF1271; n=300 LV; Field 12/15-17/07

Hello, this is \_\_\_\_\_ calling for Hill Research Consultants, a public opinion polling firm. We are calling registered Republican voters in your part of Texas to hear opinions about important issues facing the state today.

A. \_ Are you or is any member of your household an elected public official, an employee of a news organization, or an officer or employee of a political party or campaign organization?

YES/UNS/REF ..... THANK & TERMINATE  
NO ..... CONTINUE

1. \_ Do you feel things in your part of Texas are generally going in the right direction today, or do you feel things have pretty seriously gotten off on the wrong track?

RIGHT DIRECTION ..... 41%  
WRONG TRACK ..... 47%  
**[DO NOT READ]**  
UNSURE ..... 9%  
REFUSED ..... 3%

2. \_ Do you approve or disapprove of how the Texas state legislature in Austin is handling its job these days? **[FOLLOW-UP]** And do you feel strongly about that?

APPROVE/STRONGLY ..... 7%  
APPROVE ..... 30%  
DISAPPROVE ..... 19%  
DISAPPROVE/STRONGLY ..... 29%  
**[DO NOT READ]**  
UNSURE ..... 14%  
REFUSED ..... 1%

Now, I'm going to read you several names of people and organizations in politics and the media. For each one, please tell me whether you have a very favorable, somewhat favorable, somewhat unfavorable, or very unfavorable impression of that person or organization. Not all of these are well known, so if you do not recognize a name, just tell me. **[READ IN ORDER]**

VERY FAV	SOME FAV	UNS FAM	SOME UNFAV	VERY UNFAV	NOT FAM	RF
----------	----------	---------	------------	------------	---------	----

3. \_ Redacted/confidential

4. \_ State Senator Dan Patrick

55%.....24% .....5% ..... 7%.....5% .....3% .....0%

5. \_ Redacted/confidential

6. \_ Redacted/confidential

7. \_ Redacted/confidential

8. \_ Redacted/confidential

9. \_ Redacted/confidential

10. \_ State Representative Corbin Van Arsdale

19%.....32% .....13% ..... 1%0.....9% ..... 15% .....0%

As you may recall, Corbin Van Arsdale is currently the state representative from Texas House District 130, where you live.

- |  |   |
|--|---|
| <p>11. _ Generally speaking, do you approve or disapprove of the job Corbin Van Arsdale is doing as your state representative?<br/> <u>[FOLLOW-UP]</u><br/>                 And do you feel strongly about that?</p>                   | <p>APPROVE/STRONGLY ..... 22%<br/>                 APPROVE ..... 34%<br/>                 DISAPPROVE ..... 12%<br/>                 DISAPPROVE/STRONGLY ..... 11%<br/> <u>[DO NOT READ]</u><br/>                 UNSURE ..... 21%<br/>                 REFUSED ..... 0%</p> |
| <p>12. _ All things considered, do you think that Corbin Van Arsdale has performed his job well enough to deserve reelection as your state representative, or do you think it's time to give a new person the chance to do better?</p> | <p>DESERVES REELECTION..... 36%<br/> <u>[DO NOT READ]</u> UNSURE, DEPENDS ON OPPONENT ..... 28%<br/>                 GIVE NEW PERSON A CHANCE..... 33%<br/> <u>[DO NOT READ]</u><br/>                 REFUSED ..... 2%</p>  |

**ASK ONLY IF ARSDALE DESERVES REELECTION**

- |   |  |
|---|--|
| <p>12.a. Would you say you will vote for Corbin Van Arsdale in the next election regardless of who runs against him, or would you not say that?</p> | <p>VOTE FOR HIM REGARDLESS ..... 43%<br/> <u>[DO NOT READ]</u> UNSURE ..... 19%<br/>                 NOT, WON'T VOTE FOR HIM REGARDLESS..... 34%<br/> <u>[DO NOT READ]</u><br/>                 REFUSED ..... 4%</p> |
|---|--|

**ASK EVERYONE**

- |   |  |
|---|--|
| <p>13. _ Corbin Van Arsdale has represented House District 130 in the state legislature for the past six years. During that time, can you remember something specific that he has done for you personally, your family, neighbors, community or others?<br/> <u>[IF YES OR UNSURE, FOLLOW-UP, RECORD]</u><br/>                 And in your own words, what did Corbin Van Arsdale do that you remember?</p> | <p><b>YES, REMEMBER SPECIFIC VAN ARSDALE ACTION ..... 13%</b><br/>                 HIGHWAY CONSTRUCTION INVOLVEMENT; TOLL ROADS..... 4%<br/>                 IN-TOUCH WITH COMMUNITY ..... 3%<br/>                 TRYING TO DO HIS JOB; HELPS LOCAL GROUPS, PEOPLE..... 2%<br/>                 TAXES ..... 2%<br/>                 IMMIGRATION ..... 1%<br/>                 LEGISLATION FOR HOME OWNERS ..... 1%<br/>                 ATTENDED LOCAL EVENT ..... 1%<br/>                 GENERAL, OTHER POSITIVE COMMENT ..... 1%<br/>                 DON'T KNOW; NO ANSWER ..... 0%<br/>                 NO RECALL OF SPECIFIC VAN ARSDALE ACTION..... 84%<br/>                 UNSURE ..... 3%<br/>                 REFUSED ..... 0%</p> |
|---|--|

Now I'd like to ask you about some public policies and issues facing the state of Texas today.

- |   |  |
|---|--|
| <p>14. _ Overall, would you describe property taxes on homes in Texas these days as much too high, somewhat too high, about right, somewhat too low, or much too low?</p> | <p>MUCH TOO HIGH..... 53%<br/>                 SOMEWHAT TOO HIGH ..... 34%<br/>                 ABOUT RIGHT ..... 11%<br/>                 SOMEWHAT TOO LOW ..... 0%<br/>                 MUCH TOO LOW ..... 0%<br/> <u>[DO NOT READ]</u><br/>                 DEPENDS/VARIES/SOME HIGH-SOME LOW ..... 1%<br/>                 UNSURE ..... 0%</p> |
|---|--|

15. \_ Last year the legislature, including Corbin Van Arsdale, voted to break constitutional spending caps that were approved by voters to limit the size and growth of government. **Some people say** this was necessary to fund vital state programs and reach a political deal to provide property tax relief for homeowners.

**Other people say** legislators should have honored the constitutional limits and provided property tax relief by simply spending less money.

Which point of view is closest to your own?

**[IF DECIDED, ASK]** And do you feel strongly about that?

NECESSARY TO FUND, RELIEF DEAL/STRONGLY .....	6%
NECESSARY TO FUND, RELIEF DEAL .....	7%
SHOULD HAVE HONORED LIMITS, SPENT LESS .....	16%
SHOULD HAVE HONORED LIMITS, SPENT LESS/STRONGLY .....	63%
<b>[DO NOT READ]</b>	
UNSURE .....	8%
REFUSED .....	0%

16. \_ Also last year, the legislature and Corbin Van Arsdale created a new business tax that is owed whether or not a company makes or loses money.

**Some people say** this new tax is fairer than the old system, and was necessary to generate enough revenue to give homeowners property tax relief.

**Other people say** that businesses just end up passing along taxes to consumers, and property taxes could be cut if politicians simply exercised fiscal discipline.

Which point of view is closest to your own?

**[IF DECIDED, ASK]** And do you feel strongly about that?

MORE FAIR, NEEDED FOR PROPERTY TAX RELIEF/STRONGLY ....	7%
MORE FAIR, NEEDED FOR PROPERTY TAX RELIEF .....	7%
PASS ALONG, FISCAL DISCIPLINE .....	12%
PASS ALONG, FISCAL DISCIPLINE /STRONGLY .....	63%
<b>[DO NOT READ]</b>	
UNSURE .....	10%
REFUSED .....	1%

17. \_ When they passed this new business tax, Corbin Van Arsdale, the legislature and the Governor promised meaningful property tax relief for homeowners in return.

How confident are you that significant property tax relief will appear on your future tax bills—very confident, somewhat confident, not very confident, or not confident at all?

VERY .....	4%
SOMEWHAT .....	17%
NOT VERY .....	27%
NOT AT ALL .....	50%
<b>[DO NOT READ]</b>	
UNSURE .....	2%

Now a few questions about Corbin Van Arsdale specifically.

18. \_ Redacted/confidential

19. \_ Redacted/confidential

Sometimes during surveys such as this people change their minds based on new information, so I'm going to ask you again...

20. _ Do you think that Corbin Van Arsdale has performed his job well enough to deserve reelection as your state representative, or do you think it's time to give a new person the chance to do better?	DESERVES REELECTION..... 18% [DO NOT READ] UNSURE, DEPENDS ON OPPONENT .....25% GIVE NEW PERSON A CHANCE.....55% [DO NOT READ] REFUSED ..... 2%
--	---

**ASK ONLY IF DESERVES RE-ELECTION IN Q 20**

20.a. Would you say you will vote for Corbin Van Arsdale in the next election regardless of who runs against him, or would you not say that?	VOTE FOR HIM REGARDLESS .....56% [DO NOT READ] UNSURE..... 6% NOT, WON'T VOTE FOR HIM REGARDLESS.....28% [DO NOT READ] REFUSED ..... 10%
--	--

Now I have a few simple questions designed to learn more about you, to be sure we have a sample that includes all types of people.

21. _ Including yourself, how many adults, age 18 and older, live in your household today?	1 ..... 14% 2 ..... 63% 3 OR MORE ..... 22% [DO NOT READ] REFUSED ..... 2%
--	---

22. _ And how many infants and children, under 18 years of age, live there in your household today?	NONE ..... 63% 1 ..... 11% 2 ..... 16% 3 OR MORE ..... 8% [DO NOT READ] REFUSED ..... 2%
---	--

23. _ When thinking about politics and government, do you consider yourself to be very conservative, somewhat conservative, middle-of-the-road, somewhat liberal, or very liberal?	VERY CONSERVATIVE ..... 46% SOMEWHAT CONSERVATIVE..... 37% MIDDLE OF THE ROAD/MODERATE ..... 12% SOMEWHAT LIBERAL ..... 0% VERY LIBERAL ..... 0% [DO NOT READ] UNSURE ..... 2% REFUSED ..... 2%
--	--

**THANK AND TERMINATE**

24. _ Record sex of respondent:	MALE ..... 52% FEMALE ..... 48%
25. _ Age.	18-39 ..... 13% 40-45 ..... 12% 46-54 ..... 27% 55-60 ..... 15% 61-70 ..... 19% MORE THAN 70 ..... 13% NOT ASCERTAINED ..... 0%